



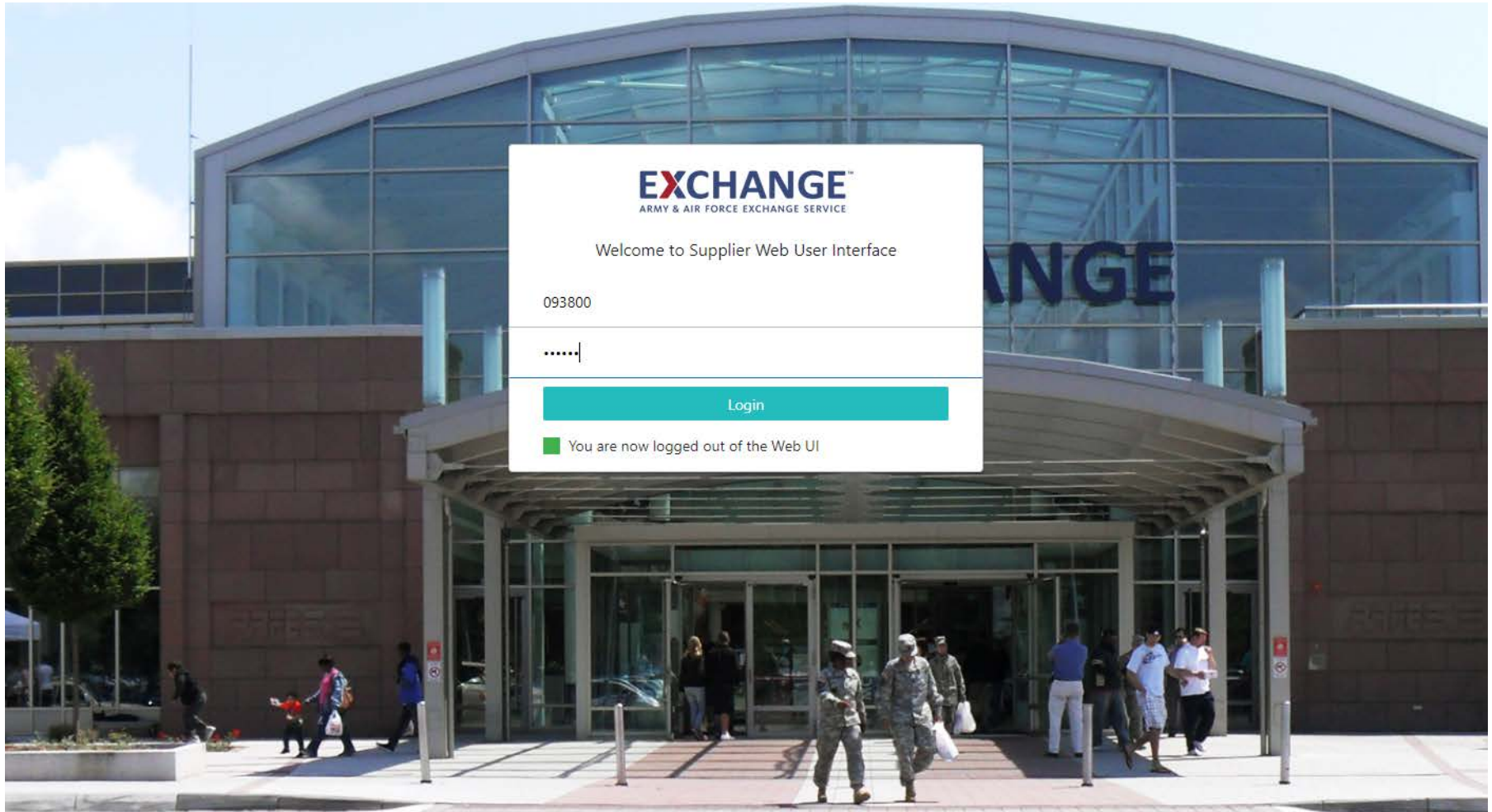
**Product Information Manager**  
**PIM**





**Supplier Guide for PIM**  
**How to Create Item Family - WEBUI**

---

# How To Create An Item - WebUI

- Supplier Login Page: <http://pim.aafes.com/webui/supplierwebui>



- A. Supplier Homepage consist of the Vendor Workflow widget
- B. The single person icon  allows you to see items assigned to you and the multiple person  icon allows you to see items assigned to you and supplier group you are a member of.
- C. Vendor Maintenance Workflow
- D. Welcome Widget displays your username  B&B ISLAND DIST
- E. Upload Assets such as thumbnails nail and product information sheets
- F. Clicking on the Exchange logo  will bring you back to the homepage

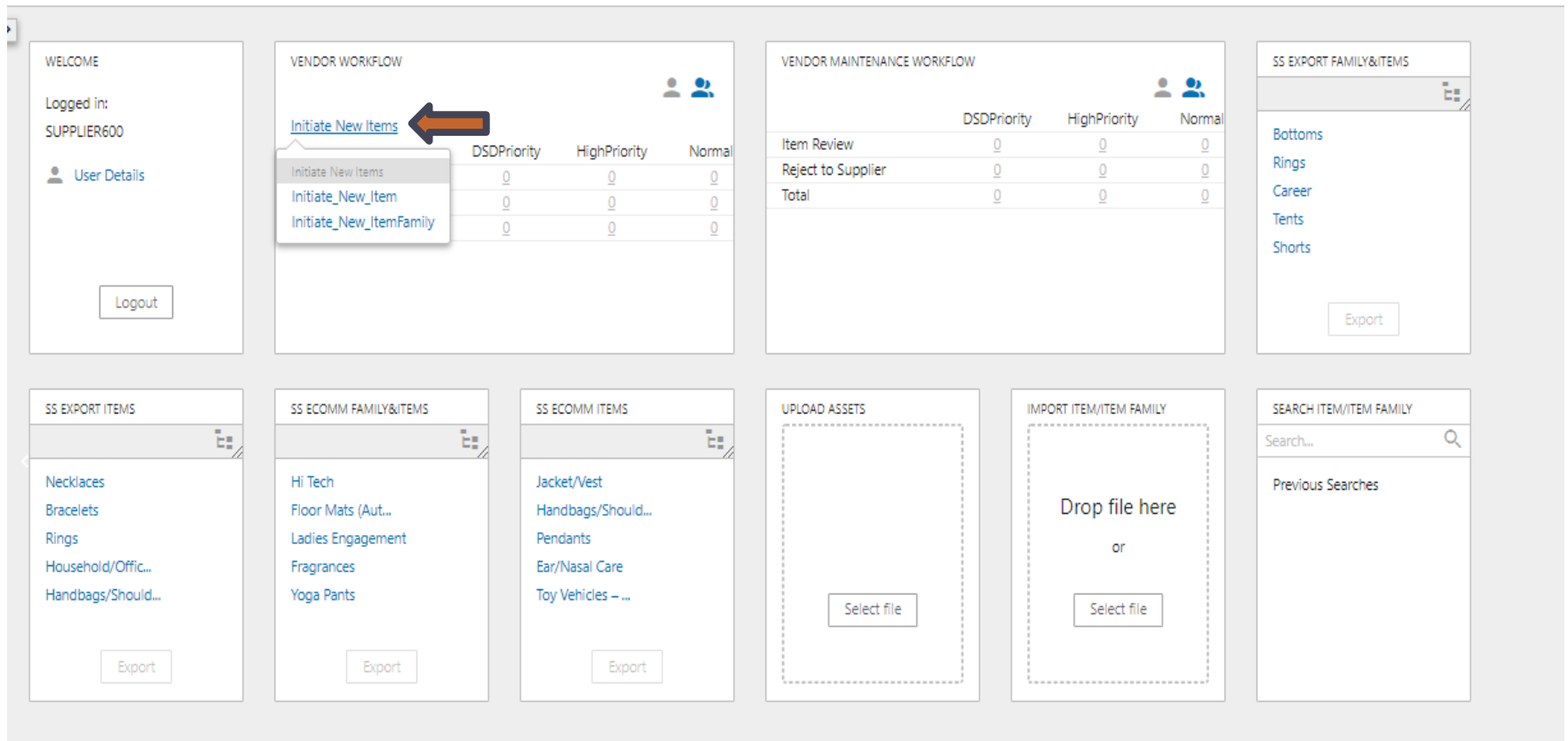
# EXCHANGE™ How To Create An Item Family – WebUI

## › Homepage

The screenshot displays the EXCHANGE™ WebUI Homepage. The interface includes a top navigation bar with the EXCHANGE™ logo (Army & Air Force Exchange Service) and the user name 'BULOVA WATCH CO INC'. The main content area is divided into several sections:

- WELCOME:** Shows the user is logged in as 'SUPPLIER 600 TEST' and includes a 'Logout' button. Callout **D** points to the 'User Details' link.
- VENDOR WORKFLOW:** Features an 'Initiate New Items' button and a table with columns for 'DSDPriority', 'HighPriority', and 'Normal'. Callout **A** points to the 'Initiate New Items' button.
- VENDOR MAINTENANCE WORKFLOW:** Includes a table with columns for 'DSDPriority', 'HighPriority', and 'Normal'. Callout **B** points to the user icon, and callout **C** points to the table header.
- SS EXPORT FAMILY&ITEMS:** A dropdown menu for 'All suppliers' with an 'Export' button.
- SS EXPORT ITEMS:** A dropdown menu for 'All suppliers' with an 'Export' button.
- SS ECOMM FAMILY&ITEMS:** A dropdown menu for 'All suppliers' with an 'Export' button.
- SS ECOMM ITEMS:** A dropdown menu for 'All suppliers' with an 'Export' button.
- UPLOAD ASSETS:** A dashed box for file upload with a 'Select file' button. Callout **D** points to the dashed box.
- IMPORT ITEM/ITEM FAMILY:** A dashed box for file import with a 'Select file' button.
- SEARCH ITEM/ITEM FAMILY:** A search bar and a 'Previous Searches' section.
- QUICK LINKS:** A list of links including 'Import Smartsheet', 'Status Log', 'Import File', 'Supplier Video', 'User Guides', and 'Need Help? Send an email to AAFES Admin'.
- WATCH INTRODUCTORY VIDEO:** A placeholder for a video.

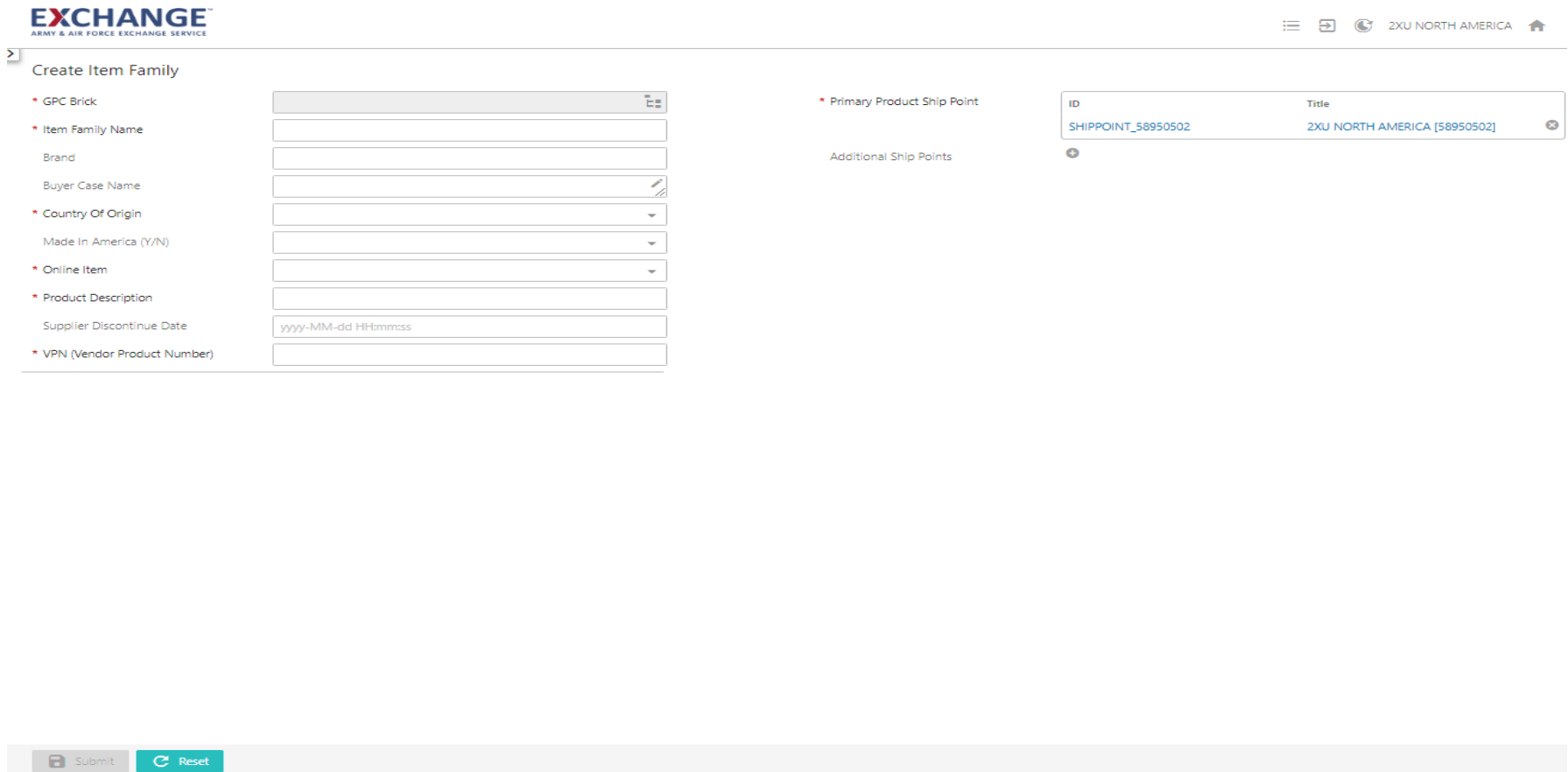
- › **Vendor Workflow widget:**
  - › Initiate New Items
  - › Next to arrow -> Initiate New Item
  - › Box will appear select Initiate New Item



The screenshot shows the EXCHANGE web interface with the 'VENDOR WORKFLOW' widget. A dropdown menu is open under the 'Initiate New Items' link, showing three options: 'Initiate New Items', 'Initiate\_New\_Item', and 'Initiate\_New\_ItemFamily'. An orange arrow points to the 'Initiate New Items' option in the dropdown. The interface also includes a 'WELCOME' section, 'VENDOR MAINTENANCE WORKFLOW' table, 'SS EXPORT FAMILY&ITEMS' list, and several other widgets for item management.

	DSDPriority	HighPriority	Normal
Item Review	0	0	0
Reject to Supplier	0	0	0
Total	0	0	0

- › Mandatory attributes are identified by an \* in red
- › Click outside the box after completing the page for the Submit button to appear
- › Click Submit
- › You will be directed back to the homepage



The screenshot shows the 'Create Item Family' form in the EXCHANGE web interface. The form is divided into two main sections: 'Item Family Details' on the left and 'Ship Points' on the right. The 'Item Family Details' section includes fields for 'Item Family Name', 'Brand', 'Buyer Case Name', 'Country Of Origin', 'Made In America (Y/N)', 'Online Item', 'Product Description', 'Supplier Discontinue Date', and 'VPN (Vendor Product Number)'. The 'Ship Points' section includes a 'Primary Product Ship Point' field and an 'Additional Ship Points' section. The 'Primary Product Ship Point' field is populated with 'SHIPPOINT\_58950502' and '2XU NORTH AMERICA [58950502]'. The 'Additional Ship Points' section is currently empty. At the bottom of the form, there are 'Submit' and 'Reset' buttons.

**EXCHANGE**  
ARMY & AIR FORCE EXCHANGE SERVICE

☰ ☰ ☰ 2XU NORTH AMERICA 🏠

### Create Item Family

\* GPC Brick

\* Item Family Name

Brand

Buyer Case Name

\* Country Of Origin

Made In America (Y/N)

\* Online Item

\* Product Description

Supplier Discontinue Date

\* VPN (Vendor Product Number)

\* Primary Product Ship Point

ID	Title
SHIPPOINT_58950502	2XU NORTH AMERICA [58950502]

Additional Ship Points

Submit Reset

# EXCHANGE™ How To Create An Item Family – WebUI





- › GPC Brick icon– click on products,
- › Browse to find your product brick.
- › Click on the arrows to drop down as shown below to the brick level.
  - › If you do not arrow down to the brick level, you will not be able to save any data you enter.
- › Highlight your item then click OK.


**EXCHANGE™**  
ARMY & AIR FORCE EXCHANGE SERVICE


☰ ☞ 🔄 2XU NORTH AMERICA 🏠

>


### Create New Item

* GPC Brick	<input type="text"/>		
* Item Name	<input type="text"/>		
GTIN	<input type="text"/>		
GTIN Type	<input type="text"/>		▼
Brand	<input type="text"/>		
Buyer Case Name	<input type="text"/>		
* Country Of Origin	<input type="text"/>		▼
Department Number	<input type="text"/>		
Made In America (Y/N)	<input type="text"/>		▼
* Online Item	<input type="text"/>		▼
* Product Description	<input type="text"/>		
Supplier Discontinue Date	<input type="text" value="yyyy-MM-dd HH:mm:ss"/>		
* VPN (Vendor Product Number)	<input type="text"/>		


\* Primary Product Ship Point 



Additional Ship Points 

---

Select Node(s) 

Browse Search

- ▶ MCS Clothing (236283)
- ▶ MCS Household/Office Furniture/Furnishings (236284)
- ▶ MCS Personal Accessories (236285)
- ▶ MCSS Footwear (236282)
- ▶ Mens Clothing (234354)
- ▶ Mens Furnishings (234355)
  - ▶ Mens Accessories (234401)
  - ▶ Mens Basic Furnishings (234399)
    - ▶ Sleepwear/Loungewear (234591)
  - ▶ Socks (234589)
    - ▶ Athletic (235308) 
    - ▶ Casual (235307)
    - ▶ Dress (235306)
  - ▶ Underwear (234590)
  - ▶ Mens Dress Furnishings (234400)
- ▶ Military Souvenirs (3356312)

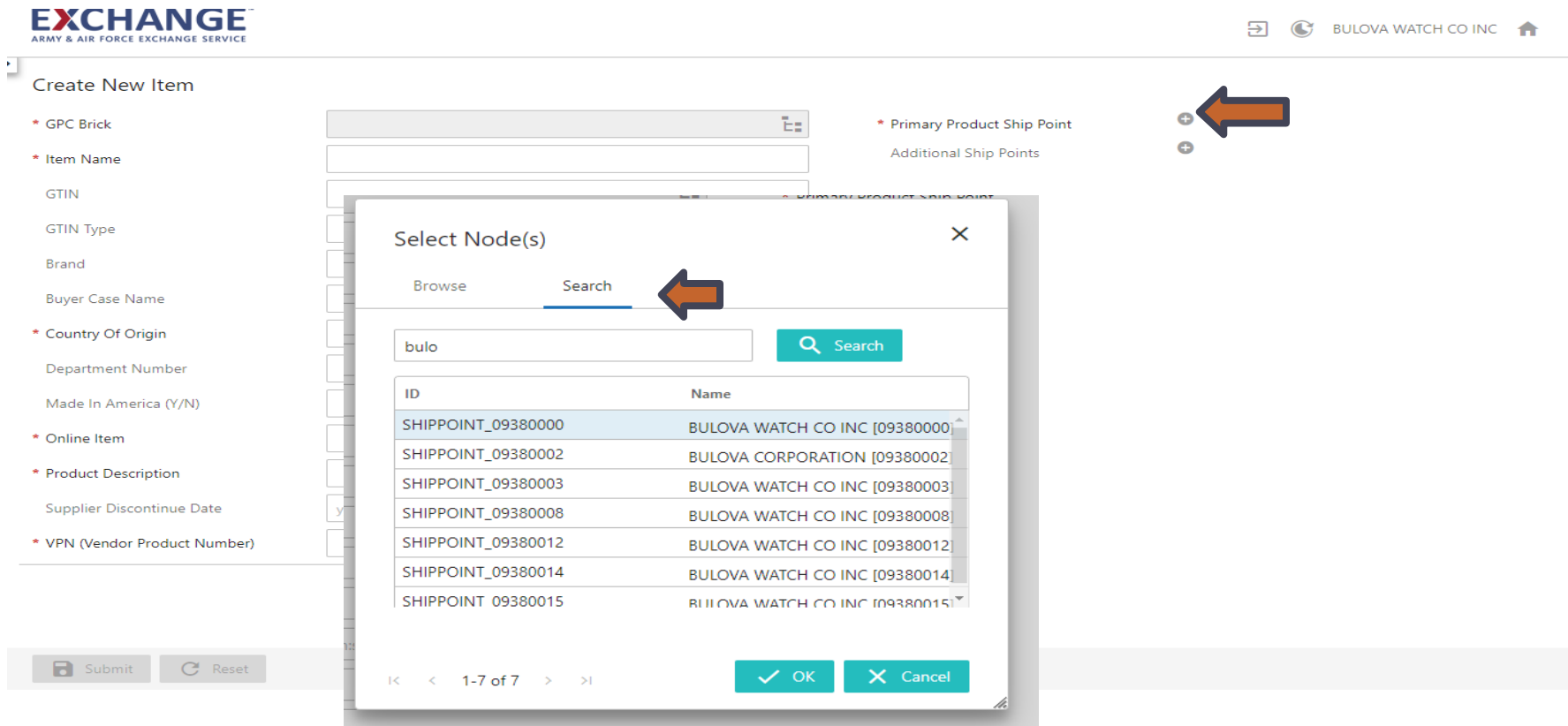
 OK  Cancel

## Primary Product Ship Point

› Primary Product Ship Point (Vendor Code), click on + indicator

› You can search two ways to attach your ship point (Vendor Code)

1. Click on Search tab, type supplier name, click search then highlight to click Ok
2. Click on Browse tab Click on supplier root, search by supplier name drill down to Ship Point, highlight your vendor number, Click ok



EXCHANGE™  
ARMY & AIR FORCE EXCHANGE SERVICE

BULOVA WATCH CO INC

Create New Item

- \* GPC Brick
- \* Item Name
- GTIN
- GTIN Type
- Brand
- Buyer Case Name
- \* Country Of Origin
- Department Number
- Made In America (Y/N)
- \* Online Item
- \* Product Description
- Supplier Discontinue Date
- \* VPN (Vendor Product Number)

Primary Product Ship Point  
Additional Ship Points

Select Node(s)

Browse Search

bulo Search

ID	Name
SHIPPOINT_09380000	BULOVA WATCH CO INC [09380000]
SHIPPOINT_09380002	BULOVA CORPORATION [09380002]
SHIPPOINT_09380003	BULOVA WATCH CO INC [09380003]
SHIPPOINT_09380008	BULOVA WATCH CO INC [09380008]
SHIPPOINT_09380012	BULOVA WATCH CO INC [09380012]
SHIPPOINT_09380014	BULOVA WATCH CO INC [09380014]
SHIPPOINT_09380015	BULOVA WATCH CO INC [09380015]

Submit Reset

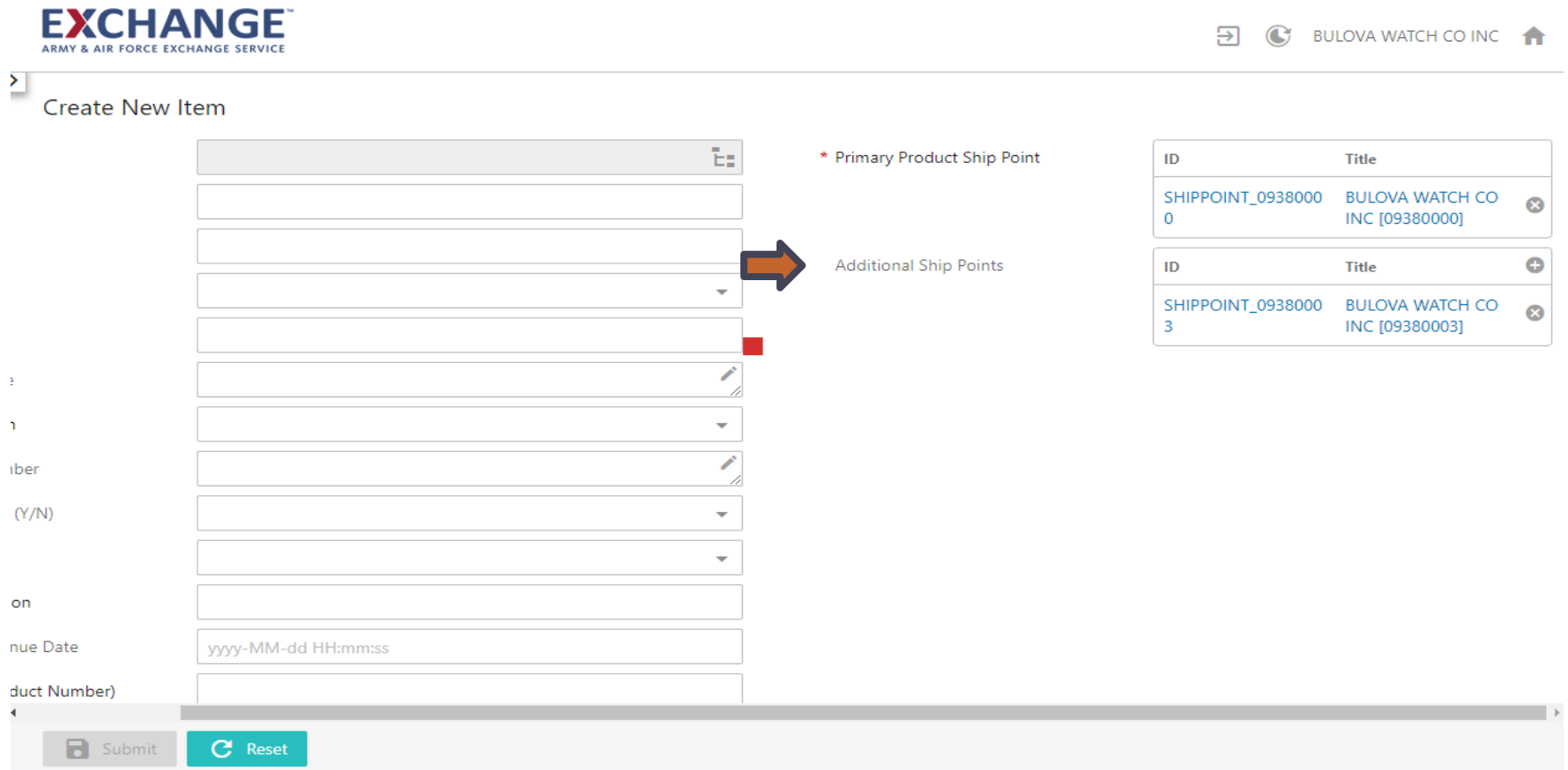
OK Cancel

1-7 of 7



## Adding Additional Ship Point

- › Click on Additional Ship Point click on + indicator
- › Follow the same steps to add additional ship points (Vendor Codes)



EXCHANGE™  
ARMY & AIR FORCE EXCHANGE SERVICE

BULOVA WATCH CO INC

### Create New Item

\* Primary Product Ship Point

Additional Ship Points

ID	Title	
SHIPPOINT_09380000	BULOVA WATCH CO INC [09380000]	✕
SHIPPOINT_09380003	BULOVA WATCH CO INC [09380003]	✕

Submit Reset

# EXCHANGE™ How To Create An Item Family – WebUI

- › Item Review will show the number of new items created.
- › Under the Normal column click on the number.
- › Any item not completed within allotted time frame will escalate to high priority column.

The screenshot displays the EXCHANGE™ web interface for the Army & Air Force Exchange Service. The user is logged in as SUPPLIER600. The main dashboard features several widgets:

- WELCOME:** Shows the user is logged in as SUPPLIER600 and provides a 'Logout' button.
- VENDOR WORKFLOW:** A table showing the status of item creation. An orange arrow points to the 'Normal' column value '1' for the 'Item Review' row.
- VENDOR MAINTENANCE WORKFLOW:** A table showing the status of item maintenance.
- SS EXPORT FAMILY&ITEMS:** A widget for exporting item families and items, with an 'Export' button.
- SS EXPORT ITEMS:** A widget for exporting individual items, with an 'Export' button.
- SS ECOMM FAMILY&ITEMS:** A widget for exporting e-commerce item families and items, with an 'Export' button.
- SS ECOMM ITEMS:** A widget for exporting e-commerce individual items, with an 'Export' button.
- UPLOAD ASSETS:** A widget for uploading assets, with a 'Select file' button.
- IMPORT ITEM/ITEM FAMILY:** A widget for importing item families, with a 'Select file' button.
- SEARCH ITEM/ITEM FAMILY:** A search widget with a search bar and a 'Previous Searches' section.

Initiate New Items	DSDPriority	HighPriority	Normal
Item Review	0	0	1
Reject to Supplier	0	0	0
Total Items:	0	0	1

	DSDPriority	HighPriority	Normal
Item Review	0	0	0
Reject to Supplier	0	0	0
Total	0	0	0

- Check Box Under “Assigned To Me”
  - If you do not check the box to assign the item to yourself you will not be able to save any information you enter, and the action buttons will not be available.
- Click on name link to complete tabs.

New Buy-Side Item - Item Review

Select all
  Clear filter

	Assignee	Assigned to me	Thumbnail	Name	Item/Item Family	Status flag	Deadline	Request Comment	Supplier Nbr	Brand	Description*	Unit Cost*
<input type="checkbox"/>	TEST Under Armour Hoodie	supplier600	<input checked="" type="checkbox"/>	<a href="#">TEST Under Armour Hoodie</a>	Item Family	Normal	9/18/19 9:05:55 AM		093800	Under Armour	TEST Under Armour Hoodie	



➤ **Navigate thru the Tab complete all attributes for your item**


Mandatory attributes are identified by an \* in red. There are some mandatory attributes that will not show the \* because they are not mandatory for all categories.

Each tab will have Red circles indicating the number of mandatory attributes that need to be completed

These attributes will be displayed in an error message when the item(s) are submitted to the next workflow state if they have not been populated.

Status Log will allow you to check the status....once item has been submitted to your buying team you can use the GTIN to search your item

- › **Color Names need to be entered in Camel Case (i.e. Passion Red, Sunshine Yellow, Perfect Pink)**
  - › If you select NRF Color 000, your color name must be No Color
  - › GTIN, GTIN type
  - › Status Log displays on the Characteristics Tab
- › Save each tab before moving to the next tab


☰ ☞ 🌙 BULOVA WATCH CO INC 🏠

---

Item Family Details

Primary Product Hierarchy > Product Root > Products > Mens Clothing > Young Mens Branded > Tops > Hoodies > TEST Under Armour Hoodie

Characteristics <sup>4</sup> Product Details <sup>11</sup> Category Specifics <sup>9</sup> Variant Matrix Child Items Comments

Status

Item Review  DSD Review  Pod Admin  Pod Review  Supplier Request  Reject to Supplier  Rejected Info Pending

\* Item Family Name: TEST Under Armour Hoodie

Comments:

Request Comment:

Reject/Delete Reason:

AAFES GTIN Required:

\* AAFES Importer (Y/N):

Brand: Under Armour

\* Buyer:

Buyer Case Name:

\* Country Of Origin: US (UnitedStates)

\* Lowest Orderable Unit:

Made In America (Y/N):

MSRP:

MSRP Restriction: No

\* Online Item: No

Private Label:

\* Product Description: TEST Under Armour Hoodie

Supplier Discontinue Date: yyyy-MM-dd HH:mm:ss

\* Unit Cost:

References Accessories/Documents Revision

\* Primary Product Ship Point

ID	Title
SHIPPOINT_09380000	BULOVA WATCH CO INC [09380000]


Additional Ship Points

Link Item to Supplier

ID	Title
093800_Products	BULOVA WATCH CO INC Products

↻ Reset
💾 Save
➡ Submit
➡ Request
➡ Reject Items

- › Under Product Detail
- › Size and dimensions of the retail packaging are Mandatory
- › Save each tab before moving to the next tab


☰ ☰ 🔄 BULOVA WATCH CO INC 🏠

---

Item Family Details

Primary Product Hierarchy > Product Root > Products > Mens Clothing > Young Mens Branded > Tops > Hoodies > TEST Under Armour Hoodie

Characteristics   **Product Details**   Category Specifics <sup>1</sup>   Variant Matrix   Child Items   Comments

\* Length:

\* Length UOM:

\* Width:

\* Width UOM:

\* Height:

\* Height UOM:

\* Weight:

\* Weight UOM:

\* Inner Pack Size:

\* Case Pack Size:

Factory:

HTS Code:

\* Packing Method:

Ship Date:

Short Description:

Description 4 (Warranty Information):

Features - Benefits - Marketing Message:

Lithium:

MSRP Restriction:

Product Overview- Long Description:

References   Accessories/Documents   Revision

\* Primary Product Ship Point

ID	Title
SHIPPOINT_09380000	BULOVA WATCH CO INC [09380000]

Additional Ship Points

Link Item to Supplier

ID	Title
093800_Products	BULOVA WATCH CO INC Products

↶ Reset
💾 Save
➡ Submit
➡ Request
➡ Reject Items

- Category Specifics are Mandatory fields for ECOM
- Consumer dimensions is the actual size of the item on this screen
- Save each tab before moving to the next tab

## Item Family Details

Primary Product Hierarchy > Product Root > Products > Mens Clothing > Young Mens Branded > Tops > Hoodies > TEST Under Armour Hoodie

Characteristics    Product Details    **Category Specifics**    Variant Matrix    Child Items    Comments

Age Restricted	<input type="text"/>
Body Type	Regular
Branch of Service	<input type="text"/>
* Consumer Quantity Of Units In Consumer Package	1
Fabric	<input type="text"/>
Fur Animal Name	<input type="text"/>
Fur Country Of Origin	<input type="text"/>
Fur Treatment	<input type="text"/>
* Gender	Men
GWP/Component	<input type="text"/>
League	<input type="text"/>
Length Of Leg Of Garment	<input type="text"/>
Pre-Ticket	<input type="text"/>
Ship Date	yyyy-MM-dd
Sleeve Style	Long
Team	<input type="text"/>
T-shirt Style	<input type="text"/>
Type Mens Apparel	Hoodies
Type Of Material	98% Cotton/2% Polyurethane

References    Accessories/Documents    Revision

\* Primary Product Ship Point

ID	Title
SHIPPOINT_09380000	BULOVA WATCH CO INC [09380000]

Additional Ship Points

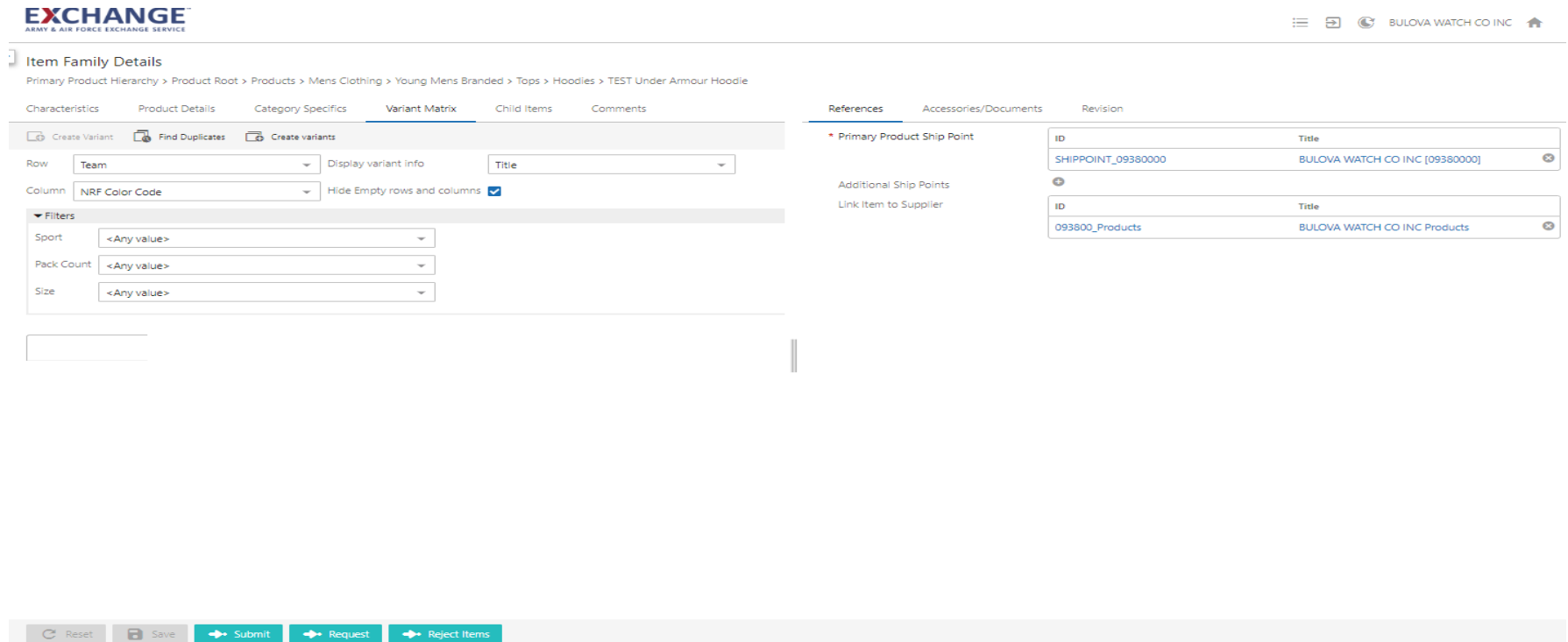
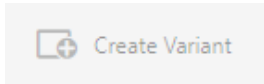


Link Item to Supplier

ID	Title
093800_Products	BULOVA WATCH CO INC Products

## There are two ways to create children

- Click on Variant Matrix Tab **Variant Matrix**, then select the Create Variant button



The screenshot shows the EXCHANGE Item Family Details page for "TEST Under Armour Hoodie". The "Variant Matrix" tab is active. The page includes a breadcrumb trail, navigation tabs, and a "References" section with a table of ship points.

**EXCHANGE**  
ARMY & AIR FORCE EXCHANGE SERVICE

Item Family Details  
Primary Product Hierarchy > Product Root > Products > Mens Clothing > Young Mens Branded > Tops > Hoodies > TEST Under Armour Hoodie

Characteristics Product Details Category Specifics **Variant Matrix** Child Items Comments

Create Variant Find Duplicates Create variants

Row Team Display variant info Title

Column NRF Color Code Hide Empty rows and columns

Filters

- Sport <Any value>
- Pack Count <Any value>
- Size <Any value>

References Accessories/Documents Revision

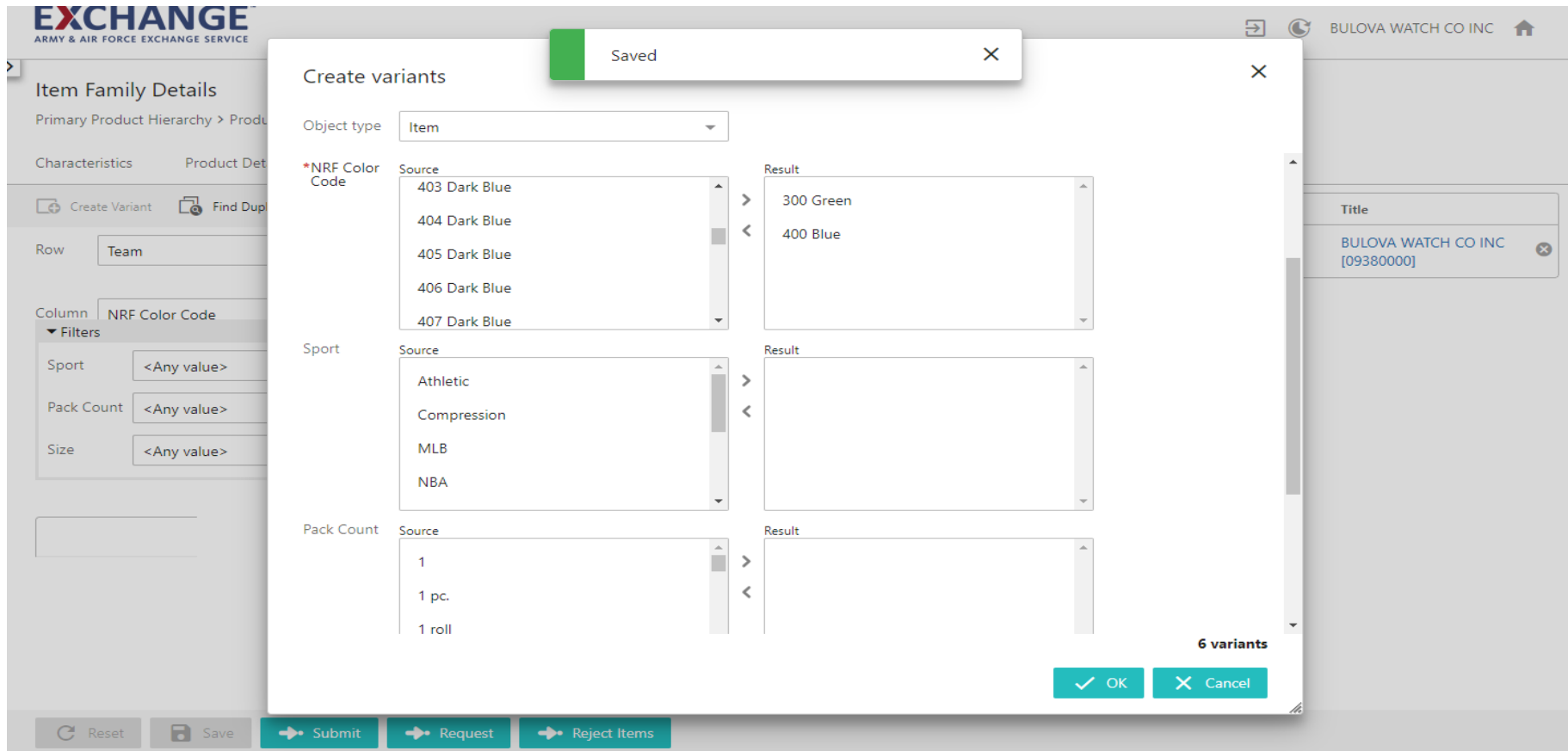
- Primary Product Ship Point
- Additional Ship Points
- Link Item to Supplier

ID	Title
SHIPPOINT_09380000	BULOVA WATCH CO INC [09380000]
093800_Products	BULOVA WATCH CO INC Products

Reset Save Submit Request Reject Items



- Click on NRF code select your color and size, use the arrow to move to the next box, Selecting your attributes determine the number of children that will be created, then click on Child items tab



**EXCHANGE**  
ARMY & AIR FORCE EXCHANGE SERVICE

Item Family Details  
Primary Product Hierarchy > Product Details

Characteristics Product Details

Create Variant Find Duplicates

Row Team

Column NRF Color Code

Filters

Sport <Any value>

Pack Count <Any value>

Size <Any value>

**Create variants** Saved

Object type Item

\*NRF Color Code

Source	Result
403 Dark Blue	300 Green
404 Dark Blue	400 Blue
405 Dark Blue	
406 Dark Blue	
407 Dark Blue	

Sport

Source	Result
Athletic	
Compression	
MLB	
NBA	

Pack Count

Source	Result
1	
1 pc.	
1 roll	

6 variants

OK Cancel

Reset Save Submit Request Reject Items

BULOVA WATCH CO INC

Title

BULOVA WATCH CO INC [09380000]

# Item Family Details/Child Names

- Adding Children into the workflow
- Click on the title name to submit your children into the workflow
- Return to the homepage to add your next item under item review

**EXCHANGE™**  
ARMY & AIR FORCE EXCHANGE SERVICE

Item Family Details  
 Primary Product Hierarchy > Product Root > Products > Mens Clothing > Young Mens Branded > Tops > Hoodies > TEST Under Armour Hoodie

Characteristics   Product Details   Category Specifics   Variant Matrix   **Child Items**   Comments

Display Children Screen

Create product

	Title	Description	GTIN	NRF Color	Color
(6026673)	(6026673)	TEST Under Armour Hoodie		1 Black	
(6026674)	(6026674)	TEST Under Armour Hoodie		1 Black	
(6026675)	(6026675)	TEST Under Armour Hoodie		1 Black	
(6026676)	(6026676)	TEST Under Armour Hoodie		300 Green	
(6026677)	(6026677)	TEST Under Armour Hoodie		300 Green	
(6026678)	(6026678)	TEST Under Armour Hoodie		300 Green	

Number of items : 6

Reset   Save   Submit   Request   Reject Items

**EXCHANGE™**  
ARMY & AIR FORCE EXCHANGE SERVICE

Item Details  
 Primary Product Hierarchy > Product Root > Products > Mens Clothing > Young Mens Branded > Tops > Hoodies > TEST Under Armour Hoodie > (6026673)



Characteristics   Product Details   Category Specifics   Packaging Hierarchy   Comments

Status	Has not been initiated in workflow.
Item Name	
Comments	
AAFES GTIN Required	Yes
AAFES Importer (Y/N)	No
Assortment GTINs	
Assortment GTIN Type	
Brand	Under Armour
Buyer	Arman, Alarilla
Buyer Case Name	
Color Name	
Country Of Origin	US
Department Number	
Lowest Orderable Unit	Each
Made In America (Y/N)	
MSRP	
MSRP Restriction	No
NRF Color Code	1 Black
Online Item	No
Private Label	
Product Description	TEST Under Armour Hoodie
Supplier Discontinue Date	
Supplier Number	
Unit Cost	18.25
Unit Cost Currency	US Dollar
VPN (Vendor Product Number)	123123

Initiate into Induction   Initiate into Maintenance

# Item Family Details/Child Names

- › Click on Create Product button, name the item (it should be different from the family item, Nike Dry Fit w/style #), select ok, once you have created all the children
  - › Consumer dimensions is the actual size of the item on this screen
- › Click on the Title name to submit your children into the workflow



BULOVA WATCH CO INC 

---

Item Family Details
Primary Product Hierarchy > Product Root > Products > Mens Clothing > Mens Athletic > Tops > Sleeveless > Nike Dry Fit Sleeveless

Product Details
Category Specifics
Variant Matrix
Child Items
References
Accessories/Documents


### Display Children Screen

 Create product

	Title	Description	GTIN	NRF Color
↻	Nike Dry Fit 12301Small	Nike Dry Fit Sleeveless		
↻	Nike Dry Fit 12302 Medium	Nike Dry Fit Sleeveless		
↻	Nike Dry Fit 12303 Large	Nike Dry Fit Sleeveless		

Number of items : 0

\* Primary Product Ship Point

ID	Title
SHIPPOINT_0938000 0	BULOVA WATCH CO INC [09380000] 

### Create product

ID:

Name:

ObjectType:

✓ OK
✗ Cancel

Reset
Save
➔ Submit
➔ Request
➔ Reject Items

- Filter Items by clicking on the attribute....
- Click on name use search box to select items
- You can mass assign up to 300 items at a time

New Buy-Side Item - Item Review

Select all
  Clear filter
  Apply view
  Clear view

	Assignee	Assigned to me	Thumbnail	Name	Item/Item Family	GTIN	Status flag	Deadline	Request Comment	Supplier Nbr	Brand	Description
<input type="checkbox"/>	supplier600	✓		Test Dress socks			Normal	9/23/19 8:56:59 AM		093800		Test Dress Soc
<input type="checkbox"/>	supplier600	✓		TEST NIKE SOCKS			Normal	9/24/19 7:41:59 AM		093800	Nike	TEST NIKE SOCK
<input type="checkbox"/>	supplier600	✓		TEST SOCKS			Normal	9/24/19 7:49:22 AM		093800	Hanes	TEST SOCKS
<input type="checkbox"/>	supplier600	✓		TEST SHORTS			Normal	9/24/19 8:18:18 AM		093800	Nike	TEST SHORTS
<input type="checkbox"/>	supplier600	✓		(6184565)	Item		Normal	9/24/19 8:24:16 AM		093800	Nike	TEST SHORTS

Sort by

Ascending ^

Descending v

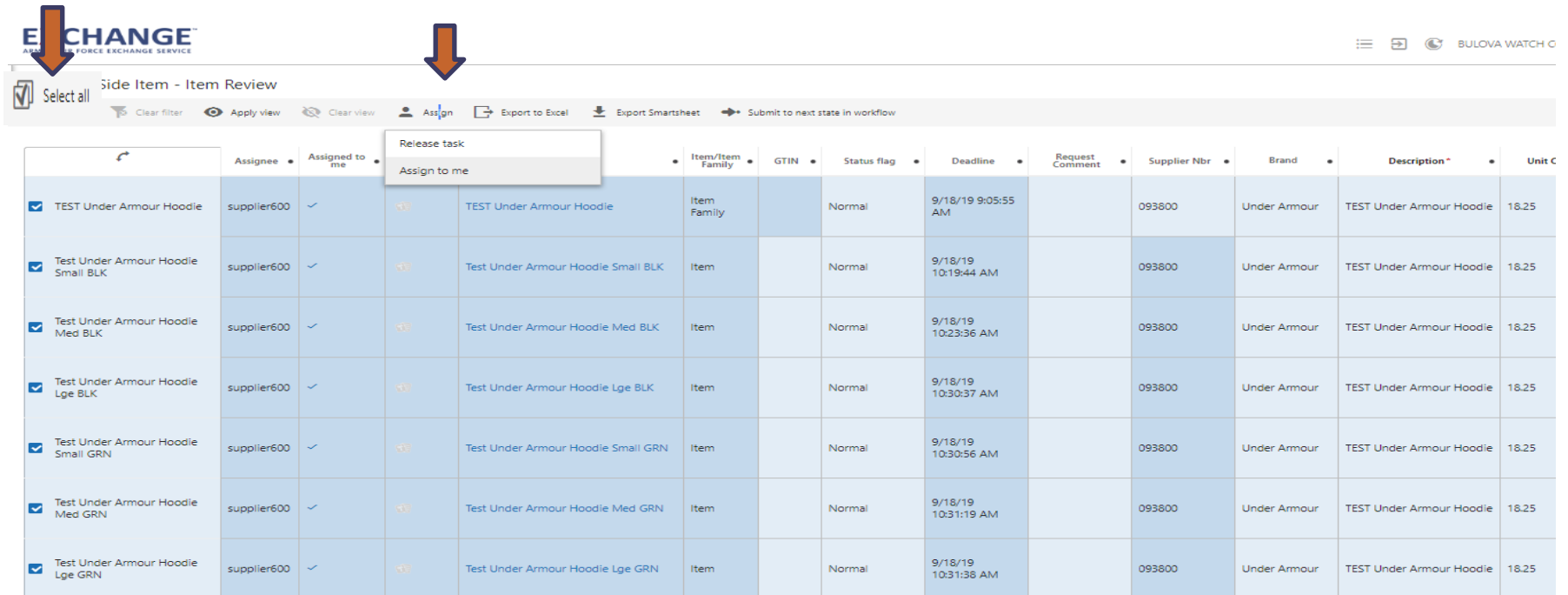
Contains

- (Select all)
- (6184565)
- TEST NIKE SOCKS
- TEST SHORTS
- TEST SOCKS
- Test Dress socks

5 / 5

Apply filter    Reset filter


- › Assign will pop up, Once you click a drop down will appear
- › Click on Assign to me to mass assign items to yourself (you can mass assign 300 items at a time)
- › Release Task will un-assign the items
- › Click the file name to complete
- › Items that you have completed you can also mass submit to the next state in the workflow



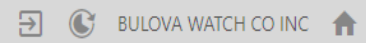
The screenshot shows the 'Side Item - Item Review' interface. At the top, there are navigation icons and the text 'BULOVA WATCH C'. Below the header, there are action buttons: 'Select all', 'Clear filter', 'Apply view', 'Clear view', 'Assign', 'Export to Excel', 'Export Smartsheet', and 'Submit to next state in workflow'. A dropdown menu is open over the 'Assign to me' column, showing options 'Release task' and 'Assign to me'. The table below contains the following data:

	Assignee	Assigned to me	Assign to me	Item/Item Family	GTIN	Status flag	Deadline	Request Comment	Supplier Nbr	Brand	Description*	Unit C
<input checked="" type="checkbox"/>	TEST Under Armour Hoodie	supplier600	✓	TEST Under Armour Hoodie	Item Family	Normal	9/18/19 9:05:55 AM		093800	Under Armour	TEST Under Armour Hoodie	18.25
<input checked="" type="checkbox"/>	Test Under Armour Hoodie Small BLK	supplier600	✓	Test Under Armour Hoodie Small BLK	Item	Normal	9/18/19 10:19:44 AM		093800	Under Armour	TEST Under Armour Hoodie	18.25
<input checked="" type="checkbox"/>	Test Under Armour Hoodie Med BLK	supplier600	✓	Test Under Armour Hoodie Med BLK	Item	Normal	9/18/19 10:23:36 AM		093800	Under Armour	TEST Under Armour Hoodie	18.25
<input checked="" type="checkbox"/>	Test Under Armour Hoodie Lge BLK	supplier600	✓	Test Under Armour Hoodie Lge BLK	Item	Normal	9/18/19 10:30:37 AM		093800	Under Armour	TEST Under Armour Hoodie	18.25
<input checked="" type="checkbox"/>	Test Under Armour Hoodie Small GRN	supplier600	✓	Test Under Armour Hoodie Small GRN	Item	Normal	9/18/19 10:30:56 AM		093800	Under Armour	TEST Under Armour Hoodie	18.25
<input checked="" type="checkbox"/>	Test Under Armour Hoodie Med GRN	supplier600	✓	Test Under Armour Hoodie Med GRN	Item	Normal	9/18/19 10:31:19 AM		093800	Under Armour	TEST Under Armour Hoodie	18.25
<input checked="" type="checkbox"/>	Test Under Armour Hoodie Lge GRN	supplier600	✓	Test Under Armour Hoodie Lge GRN	Item	Normal	9/18/19 10:31:38 AM		093800	Under Armour	TEST Under Armour Hoodie	18.25

- **Submit to next state in workflow icon will appear, click on icon**
- **Popup will appear, click okay. If no errors, items have been sent to buyer for review and approval**












ARMY & AIR FORCE EXCHANGE SERVICE




BULOVA WATCH CO INC

Buy-Side Item - Item Review

 Clear all
  Clear filter
  Apply view
  Clear view
  Assign
  Export action
  Submit to next state in workflow
  Export Smartsheet



	Assigned to me	Thumbnail	Name	Item/Item Family	Status flag	Deadline	Supplier Nbr	Brand	Description *	Unit Cost *	VPN *
<input checked="" type="checkbox"/>	<input checked="" type="checkbox"/>		Nike Dry Fit...	Item	Normal	6/13/19 8:5...	093800	Nike	Nike Dry Fit...	15.00	1230
<input checked="" type="checkbox"/>	<input checked="" type="checkbox"/>		Nike Dry Fit...	Item	Normal	6/13/19 9:3...	093800	Nike	Nike Dry Fit...	15.00	1230
<input checked="" type="checkbox"/>	<input checked="" type="checkbox"/>		Nike Dry Fit...						Nike Dry Fit...	15.00	1230



Submit Properties

Submit event

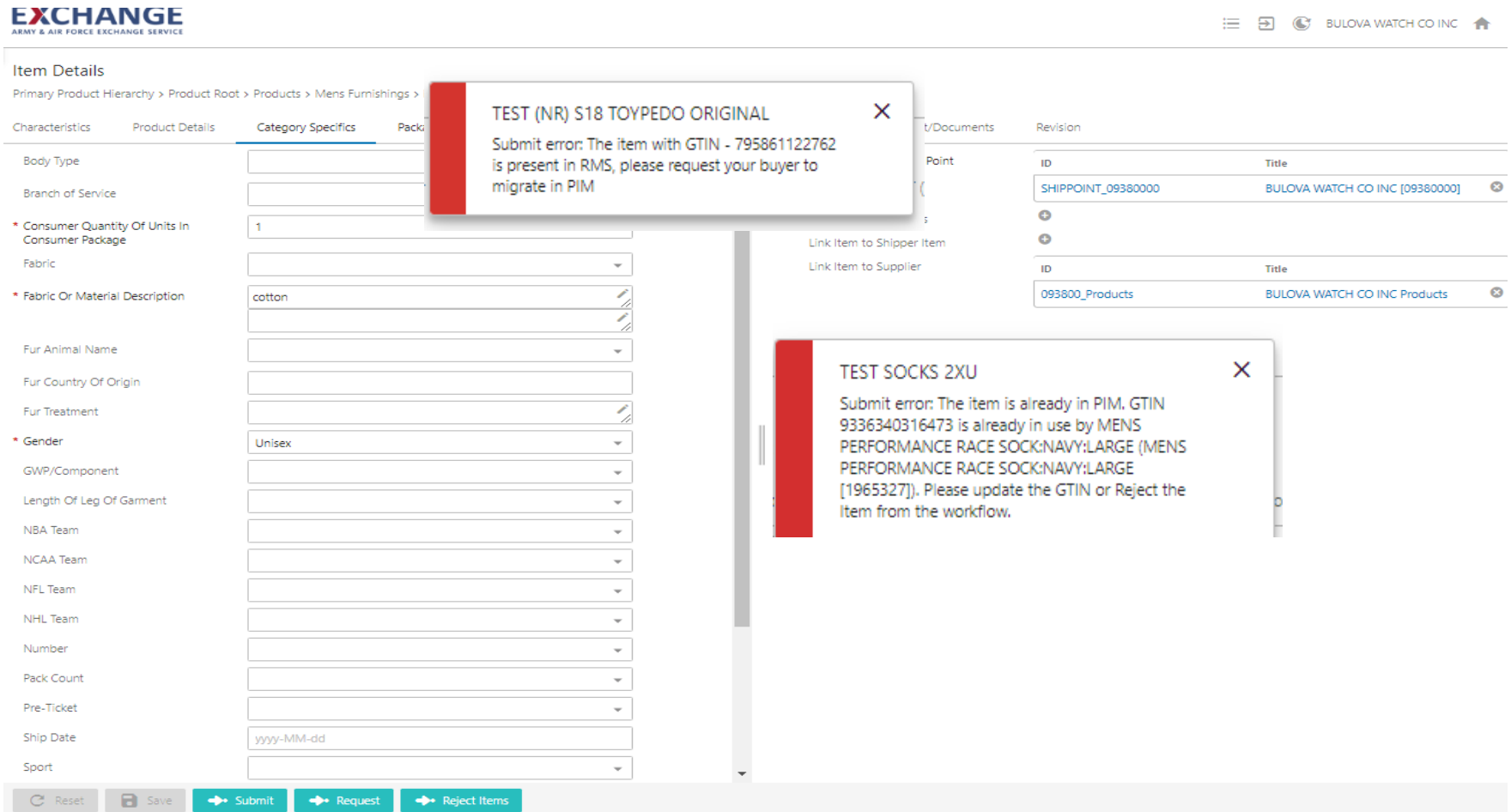
Submit message

 OK
 Cancel

## › GTIN Error Message

Existing GTIN in the system with the same supplier

- › GTIN is present in RMS.....Follow up with buying team to have item migrated into PIM
- › Remove the item by rejecting out of your workflow.



**EXCHANGE**  
ARMY & AIR FORCE EXCHANGE SERVICE

Primary Product Hierarchy > Product Root > Products > Mens Furnishings >

Item Details

Characteristics | Product Details | **Category Specifics** | Pack

Body Type

Branch of Service

Consumer Quantity Of Units In Consumer Package: 1

Fabric

Fabric Or Material Description: cotton

Fur Animal Name

Fur Country Of Origin

Fur Treatment

Gender: Unisex

GWP/Component

Length Of Leg Of Garment

NBA Team

NCAA Team

NFL Team

NHL Team

Number

Pack Count

Pre-Ticket

Ship Date: yyyy-MM-dd

Sport

Submit error: The item with GTIN - 795861122762 is present in RMS, please request your buyer to migrate in PIM

Link Item to Shipper Item

Link Item to Supplier

Revision

ID	Title
SHIPPOINT_09380000	BULOVA WATCH CO INC [09380000]
093800_Products	BULOVA WATCH CO INC Products

Submit error: The item is already in PIM. GTIN 9336340316473 is already in use by MENS PERFORMANCE RACE SOCK:NAVY:LARGE (MENS PERFORMANCE RACE SOCK:NAVY:LARGE [1965327]). Please update the GTIN or Reject the Item from the workflow.

Reset Save Submit Request Reject Items

- › **Common warning messages**
  - › Missing attributes that aren't identified as mandatory will create an error
- › Click on Details in blue to view missing attributes
- › Complete what is listed then Save/ Submit to buying team

The screenshot displays the 'Item Family Details' page for 'Nike Dry Fit Sleeylvess'. The interface includes a top navigation bar with the EXCHANGE logo and user information 'BULOVA WATCH CO INC'. A warning message 'Warning - cannot be submitted' is shown at the top, with a 'Click for details' link. The main content area is divided into tabs: Characteristics, Product Details, Category Specifics, Variant Matrix, Child Items, References, and Accessories/Documents. The 'Product Details' tab is active, showing fields for Item Family Name, Supplier Number, Comments, Attribute Value Request, Reject/Delete Reason, AAFES GTIN Required, AAFES Importer (Y/N), Brand, Buyer, Buyer Case Name, Country Of Origin, Lowest Orderable Unit, Made In America (Y/N), and MSRP. The 'References' tab shows a table for 'Primary Product Ship Point' with columns for ID and Title. The table contains one entry: SHIPPOINT\_09380000 with title BULOVA WATCH CO INC [09380000]. Below this, there is a section for 'Additional Ship Points' with a plus sign. On the right side, three stacked error messages are visible: a yellow warning message, a red error message stating 'Submit error: Referenced Condition LinkMandatoryCheck was false.', and another red error message stating 'Submit error: The following attributes are required in the current product path: Buyer [Buyer]'. At the bottom of the page, there are buttons for 'Reset', 'Save', and 'Submit to Buyer'.





**PIM email address  
pimadmin@aafes.com**

---



**Thank You!**